

# Hydraulically operated Barrel Pump BPH

For use in large grease lubrication systems

COMPACT  
AND ROBUST  
DESIGN FOR  
DEMANDING  
APPLICATIONS



Available also as  
complete version  
with reservoir and  
attachments



## Compact and robust design for demanding applications



The BPH barrel pumps are used in automatic lubrication systems, such as single-line, progressive or dual-line, and in filling processes.

The pump series offer all features needed to run the machine without unplanned interruptions.

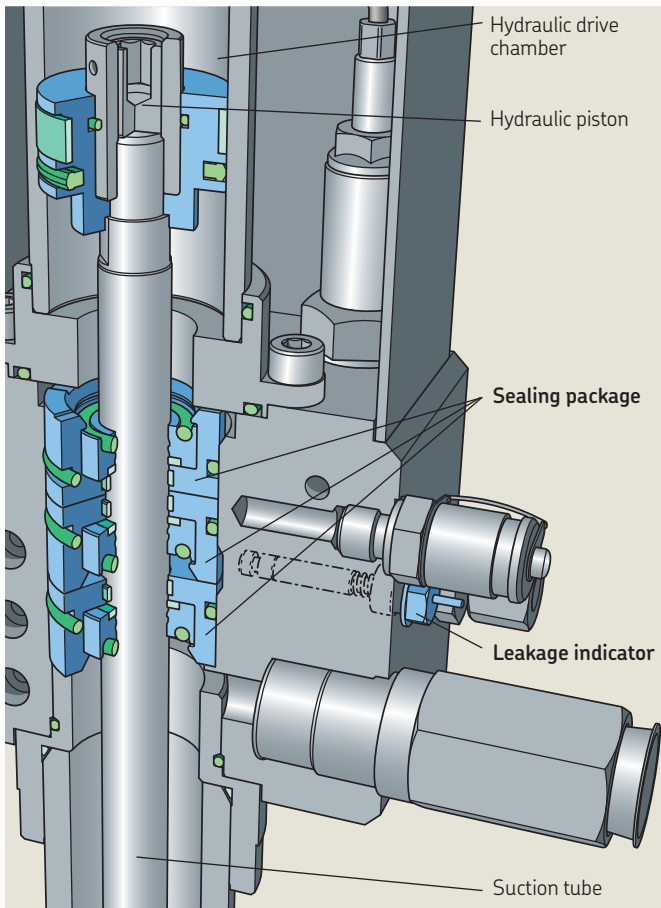
Constructed of heavy-duty material, the pump works reliable in demanding applications, including excavators, loaders, haul trucks and other heavy machinery in construction and mining environment. Featuring a fully encased pump head, damages during tough operation become less likely.

The compact design allows to mount the pump even in applications, where space is limited.

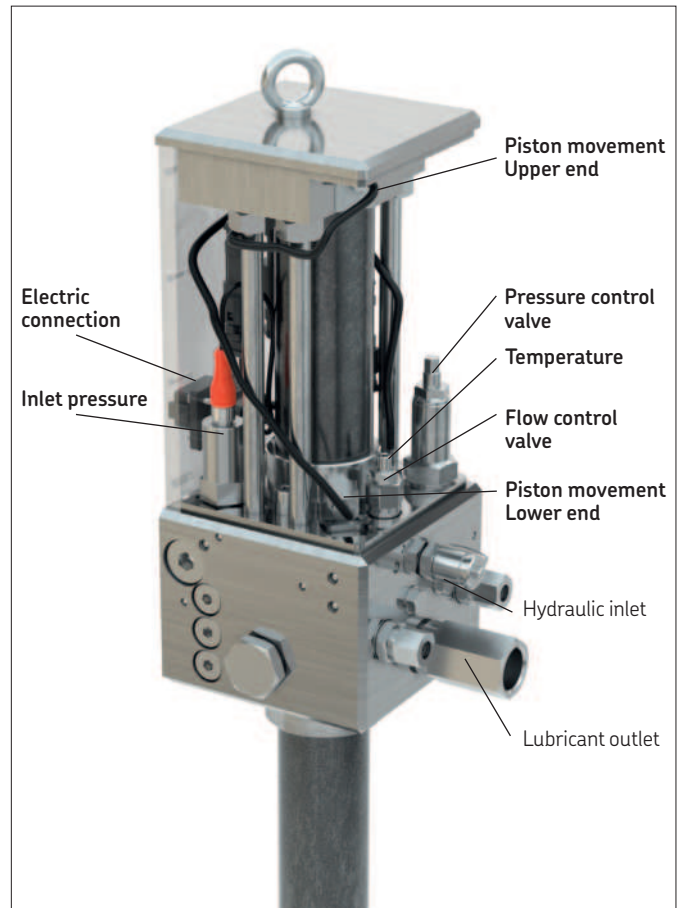
An innovative sealing concept avoids both, hydraulic oil and lubrication grease leakage. While hindering fluids to leak, the three-sealing-package provides the extra step to safe and reliable operation. In addition, it minimizes the risk of contamination of hydraulic oils as well as environmental concerns.

Flow rate and reverse pressure can be adjusted to fit the application needs. Built-in sensors monitor oil pressure, temperature and piston movement helping to avoid malfunction prior the event.

## Standard three-sealing-package with leakage indicator for easy monitoring




## Optional monitoring sensors for increased reliability



## How to order

The BPH pump can be ordered as a basic pump version with or without sensors or individually configured to fit your application.



### Basic pumps\*

Part number	Description
BPH30-3001AB-VAOM	BPH30 pump without sensors
BPH30-3101AB-VAOM	BPH30 pump with sensors

\* Corrosion class **CL3**; Suction tube **01**;  
**Adjustable** reverse pressure 30–60 bar (435–870 psi);  
**Inlet** connection GE12-L thread G3/8A – tube Ø12;  
**Front** outlet direction; **Outlet** connection thread 3/4" – 1/4 NPTF;  
**Optical** leakage signal; **Function monitoring control** with pressure gauge

### Configuration code

**BPH 30 - 3 1 0 1 A B - V A O M**

#### Pump type

**BPH** = Hydraulically operated barrel pump

#### Version

**30** = BPH with hydraulic piston Ø45, delivery volume 30 cm<sup>3</sup>/double stroke

#### Corrosion class

**3** = C3

#### Sensors

**0** = Without sensors  
**1** = With sensor package  
 (2) piston end position, (1) pressure, (1) temperature

#### Suction tube

**01** = Length 864 mm (34 in), for 55 gal (208 l) drums, ratio 11,4:1

#### Reverse

**A** = Adjustable 30–60 bar (435–870 psi), 60 bar (870 psi) pre-set  
**D** = 35 bar (508 psi)

#### Inlet connection

**X** = without (open thread G<sup>3</sup>/8); **A** = GE thread G<sup>3</sup>/8 – tube Ø10  
**B** = GE12-L thread G<sup>3</sup>/8A – tube Ø12; **C** = SWE12-L thread G<sup>3</sup>/8A – tube Ø12

#### Outlet direction

**V** = Front (standard); **L** = Left; **R** = Right

#### Outlet connection

**X** = Without (open thread 1–1/8–20 UN)  
**A** = Thread 3/4" – 14 NPTF; **B** = Thread M27×2 with counter bore ISO9974-1

#### Leakage signal

**X** = without; **O** = Optical

#### Function control

**X** = Without (thread G1/4); **M** = Gauge connection, thread M16×1.5

### Technical data

Function principle	Hydraulically operated barrel pump	
Lubricants	Greases up to NLGI 2	
Operating temperature range	-40 to +80 °C	-40 to +176 °F
Viscosity hydraulic oil	13–380 mm <sup>2</sup> /s	
Nominal oil pressure	35–120 bar	508–1740 psi
Min. Ratio	10:1	
Back-pressure	max. 320 bar	4642 psi
Hydraulic connection	G <sup>3</sup> /8	
Number of outlets	1	
Outlet position	Left, front or right	
Delivery volume per double stroke <sup>1)</sup>	30 cm <sup>3</sup>	1.83 in <sup>3</sup>
Max. delivery per minute <sup>1) 2)</sup>	360 cm <sup>3</sup>	22 in <sup>3</sup>
Corrosion class	C3	
Mounting position	Upright	
Dimensions (W×D×H)	245×155×1260 mm	9.6×6.1×50 in
Weight (empty pump)	32.6 kg	71.9 lb

<sup>1</sup> Using pump tube 01  
<sup>2</sup> at 20 °C (68 °F)

### Spare parts

Part number	Description
4090-00000011	Housing
5090-00000001	Pump tube
5090-00000013	Pressure control valve
2350-00000077	Flow control valve
6640-00000046	Cable harness
5090-00000012	Hydraulic piston Ø45 mm complete
5090-00000005	Sealing housing
5090-00000011	Leakage monitoring
6640-00000064	Proximity switch 10–30 V DC with plug
2340-00000083	Pressure sensor 10–30 V DC
6640-00000065	Temperature probe PT100 with plug

More information and installation instruction can be found on our website

→[skf.com/bph](https://skf.com/bph)



[skf.com](https://skf.com) | [skf.com/bph](https://skf.com/bph)

© SKF and Lincoln are registered trademarks of the SKF Group.

© SKF Group 2021

The contents of this publication are the copyright of the publisher and may not be reproduced (even extracts) unless prior written permission is granted. Every care has been taken to ensure the accuracy of the information contained in this publication but no liability can be accepted for any loss or damage whether direct, indirect or consequential arising out of the use of the information contained herein.

**PUB LS/P2 19079 EN** · January 2021

Certain image(s) used under license from Shutterstock.com.